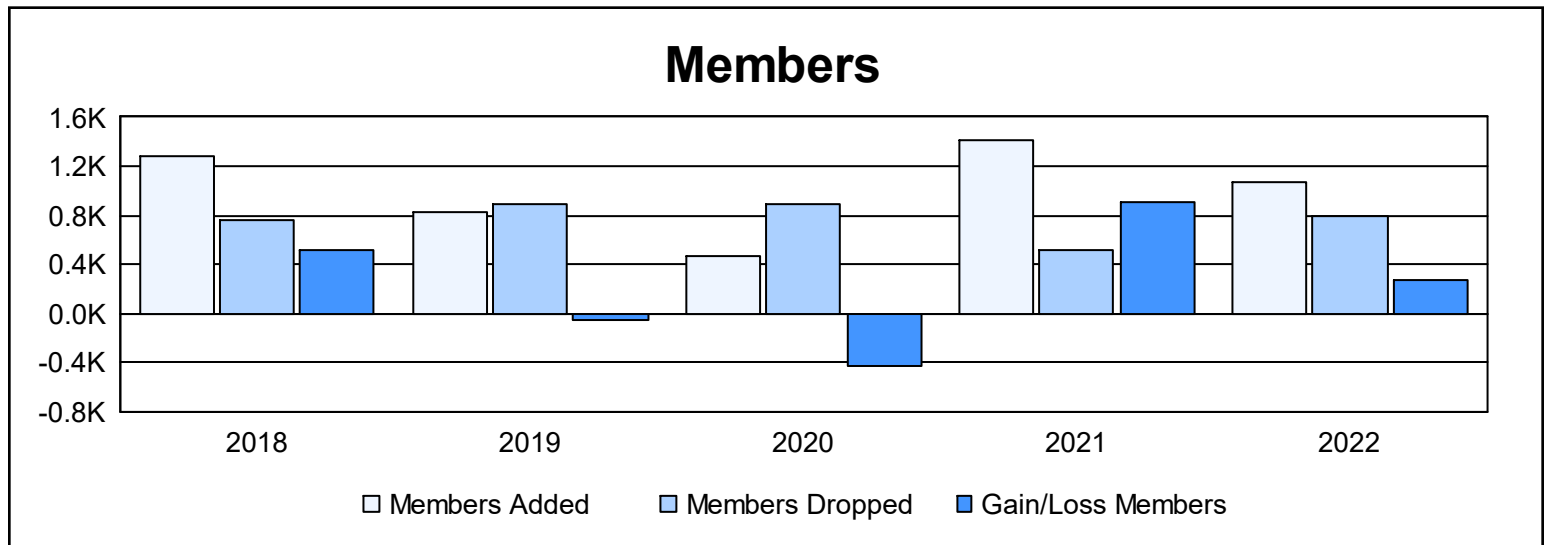
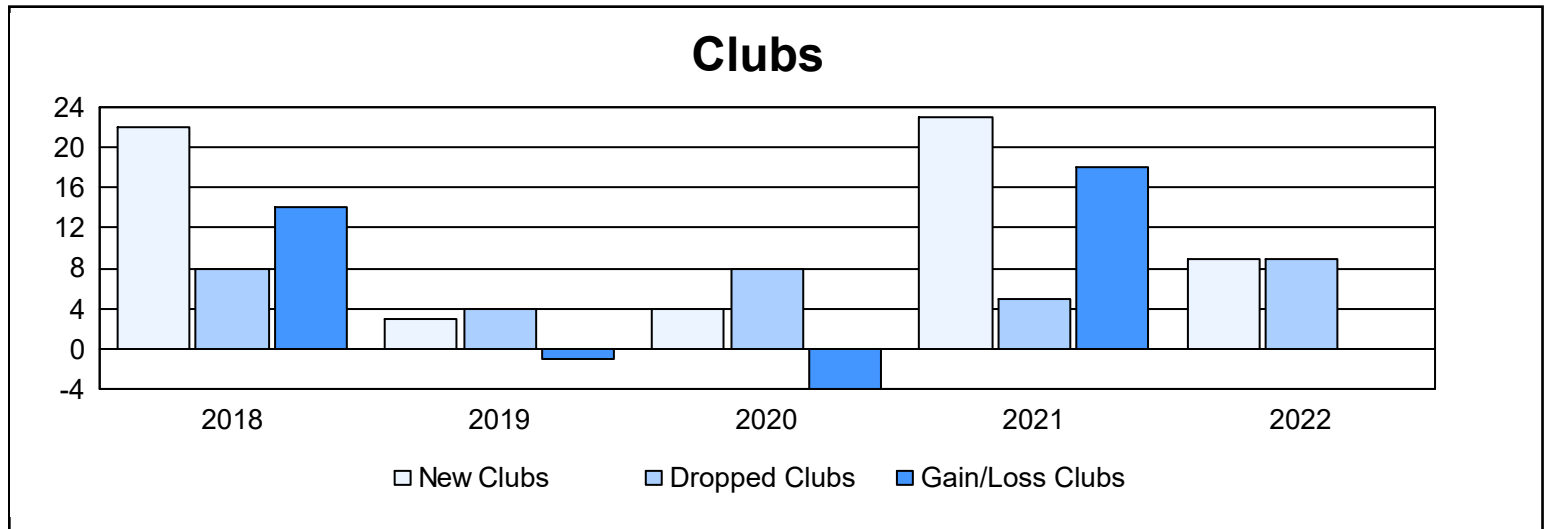
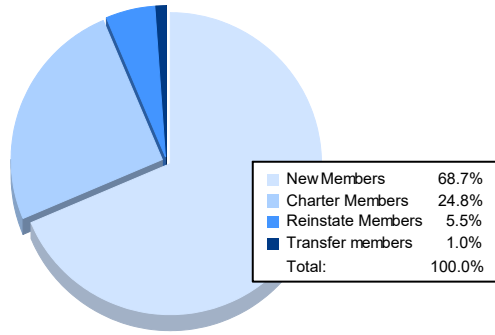


Year	New Clubs	Dropped Clubs	Gain/ Loss Clubs	New Members	Charter Members	Reinstate Members	Transfer Members	Total Member Added	Total Members Dropped	Gain/ Loss Members
2017-2018	22	8	14	692	507	67	12	1,278	762	516
2018-2019	3	4	-1	488	154	188	3	833	892	-59
2019-2020	4	8	-4	304	126	37	4	471	892	-421
2020-2021	23	5	18	829	550	25	10	1,414	515	899
2021-2022	9	9	0	731	264	58	11	1,064	795	269
<b>Average</b>	<b>12</b>	<b>7</b>	<b>5</b>	<b>609</b>	<b>320</b>	<b>75</b>	<b>8</b>	<b>1,012</b>	<b>771</b>	<b>241</b>



### Membership Composition June 2022 Cumulative



### Gender Composition June 2022 Cumulative

